ERGA Assembly Report

v24.10.15

Tags: ATLASea[INVALID TAG]

TxID	2653843
ToLID	**gdParDema1**
Species	Parathyridariella dematiacea
Class	Dothideomycetes
Order	Pleosporales

Genome Traits	Expected	Observed
Haploid size (bp)	43,325,415	39,715,628
Haploid Number	4 (source: ancestor)	13
Ploidy	2 (source: ancestor)	2
Sample Sex	Unknown	Unknown

EBP metrics summary and curation notes

Obtained EBP quality metric for collapsed: 6.6.Q66

The following metrics were automatically flagged as below EBP recommended standards or different from expected:

. Observed Haploid Number is different from Expected

Curator notes

. Interventions/Gb: 101
. Contamination notes: ""
. Other observations: "The assembly of \'Parathyridariella dematiacea\' (gdParDema1) is based on 68X PacBio data and 120X Arima Hi-C data generated as part of the ATLASea programme (https://www.atlasea.fr). The assembly process included the following steps: initial PacBio assembly generation with Hifiasm, removal of contaminant sequences using Context, removal of haplotypic duplications using purge_dups, and Hi-C-based scaffolding with YaHS. No contigs were found to be contaminants (bacterial, archaeal, or viral). Additionally, 30 regions totaling 0.912 Mb (with the largest being 0.045 Mb) were identified as haplotypic duplications and removed. The mitochondrial genome was assembled using Oatk. Finally, the primary assembly was analyzed and manually improved using Pretext. Chromosome-scale scaffolds confirmed by Hi-C data were named in order of size. "

Quality metrics table

Metrics	Pre-curation collapsed	Curated collapsed
Total bp	39,768,438	39,715,628
GC %	50.63	50.66
Gaps/Gbp	0	25.18
Total gap bp	0	200
Scaffolds	15	14
Scaffold N50	3,614,829	3,168,762
Scaffold L50	5	6
Scaffold L90	10	11
Contigs	15	15
Contig N50	3,614,829	3,123,985
Contig L50	5	6
Contig L90	10	11
QV	66.3453	66.3547
Kmer compl.	99.9205	99.9198
BUSCO sing.	98.5%	98.5%
BUSCO dupl.	0.1%	0.1%
BUSCO frag.	0.0%	0.0%
BUSCO miss.	1.3%	1.3%

BUSCO: 6.1.0 (euk_genome_min, miniprot) / Lineage: pleosporales_odb12.2 (genomes:76, BUSCOs:5661)

HiC contact map of curated assembly

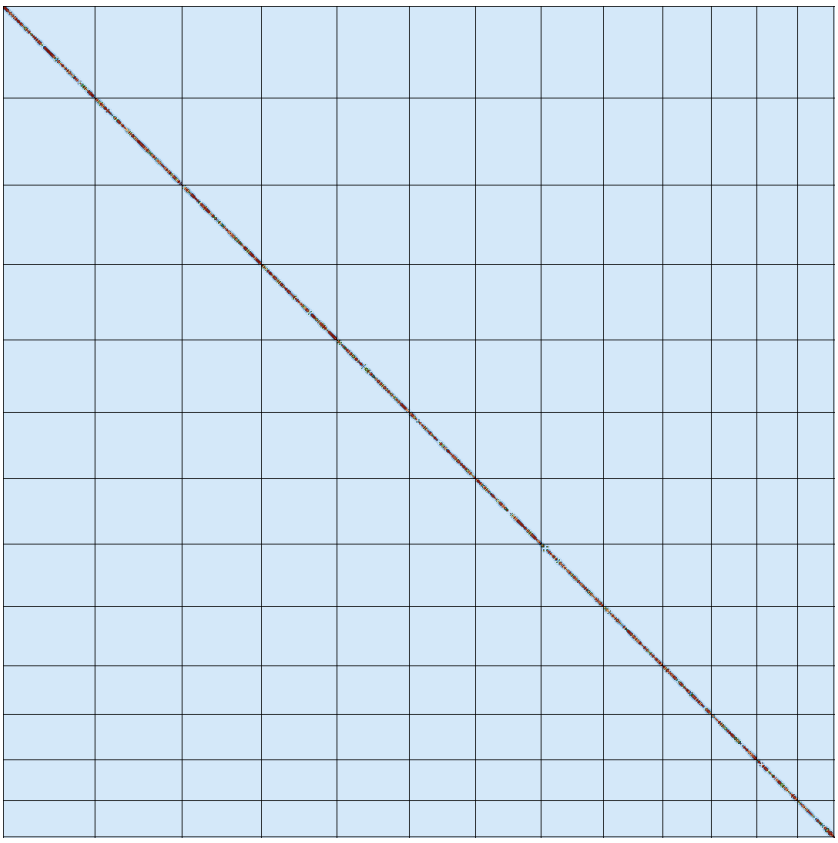

collapsed [LINK]

K-mer spectra of curated assembly

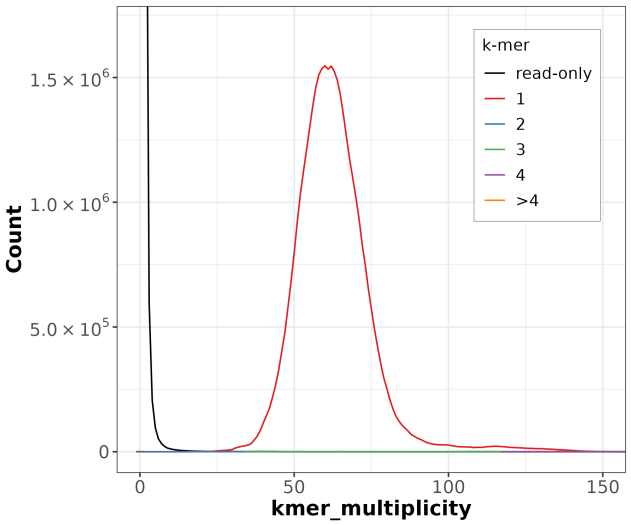

Distribution of k-mer counts per copy numbers found in asm

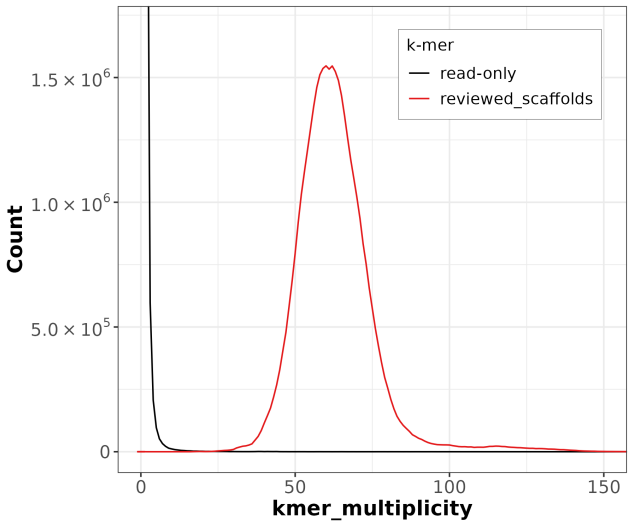

Distribution of k-mer counts coloured by their presence in reads/assemblies

Post-curation contamination screening

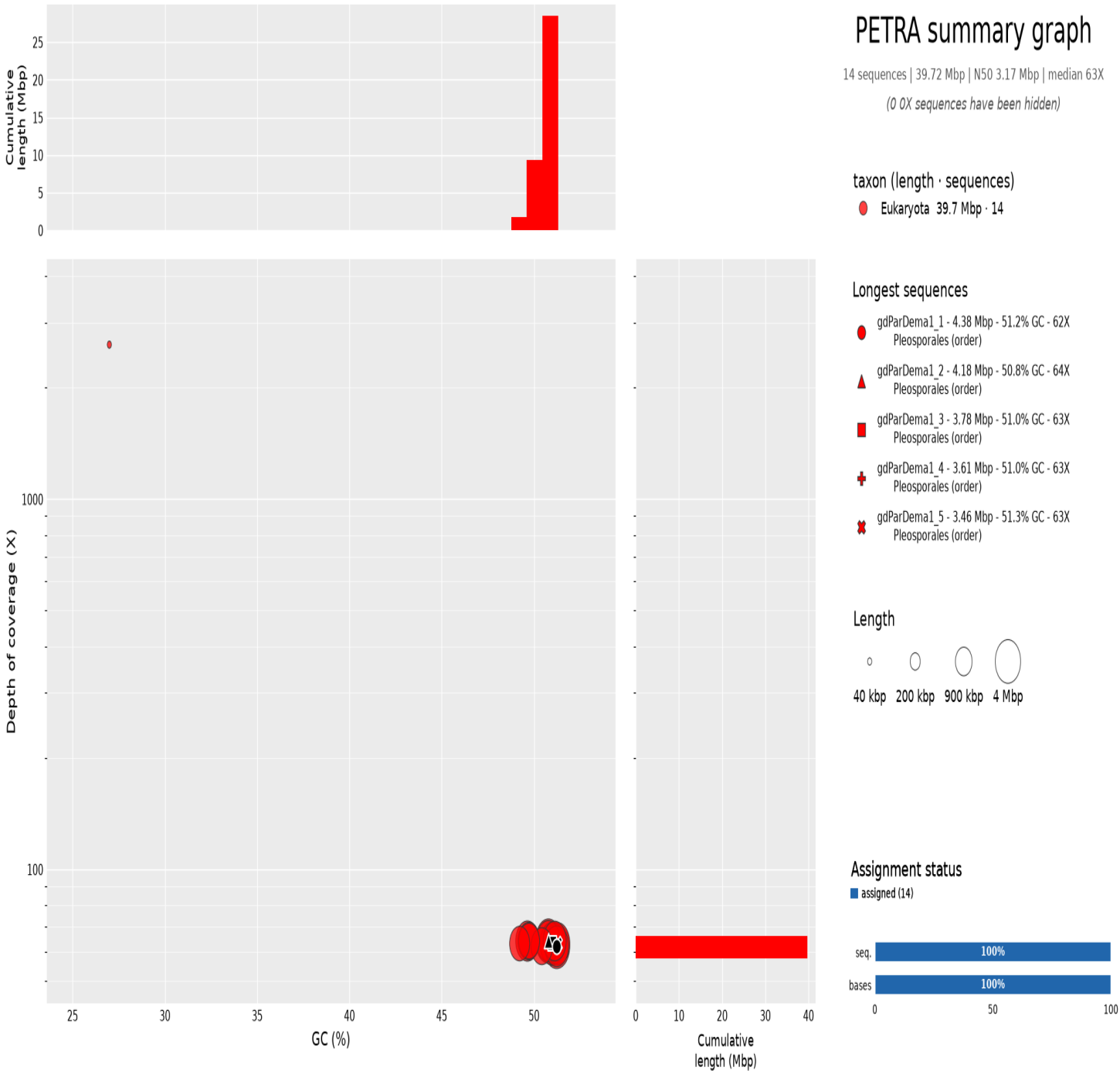

collapsed. Bubble plot circles are scaled by sequence length, positioned by coverage and GC proportion, and coloured by taxonomy. Histograms show total assembly length distribution on each axis.

Data profile

Data	Long reads	Arima
Coverage	68	120

Assembly pipeline

- **Hifiasm**
  |_ *ver:* 0.19.5-r593
  |_ *key param:* NA
- **purge_dups**
  |_ *ver:* 1.2.5
  |_ *key param:* NA
- **YaHS**
  |_ *ver:* 1.2
  |_ *key param:* NA

Curation pipeline

- **PretextMap**
  |_ *ver:* 0.2.4
  |_ *key param:* NA
- **PretextView**
  |_ *ver:* 1.0.7
  |_ *key param:* NA

Submitter: Simone Duprat
Affiliation: Genoscope

Date and time: 2026-10-25 03:17:24 CET